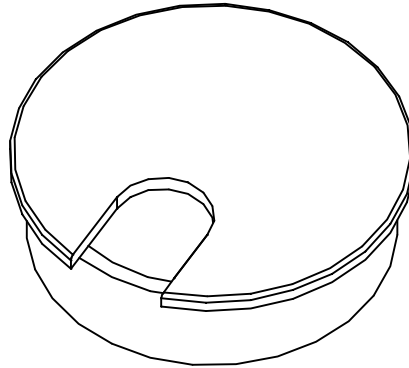
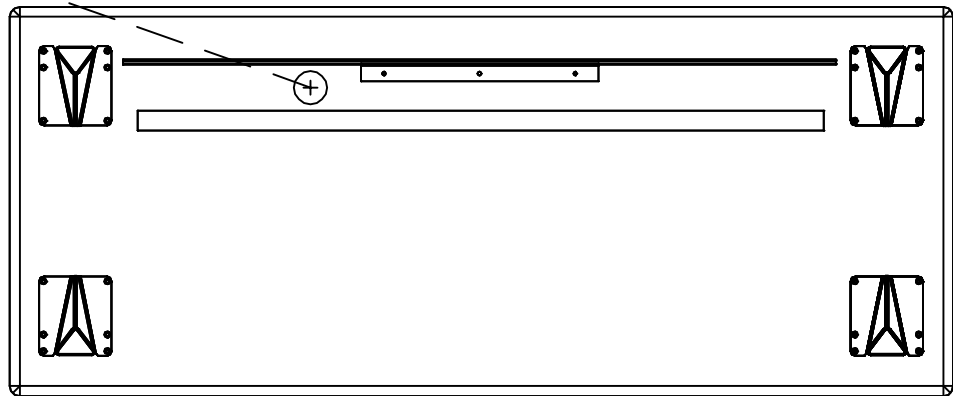




**Note**  
Field installed  
grommets are  
ordered separately  
(part # 061300).




**Step 1** — — — — —  
Pick a grommet  
location free of other  
hardware. Tape off  
affected area on desk  
surface with low  
adhesive tape.



**Step 2**  
Mark center of the hole  
using a punch or drill bit  
to set hole so the drill bit  
does not "walk."

**Step 3**  
Pre-drill hole.

**Step 4**  
Follow with 2 1/2" hole saw  
from top. Be sure to hold  
drill steady and spin slowly  
through the laminate.



**Step 5** — — — — —  
Remove low adhesive  
tape, and insert grommet  
into hole.