



Haven Social Tables

The workplace is transforming into a social haven for people and ideas to thrive. Haven tables invite organic interactions anywhere people come together. Haven's soft corners and circular shapes are an invitation to collaborate and ensure all ideas and people have a seat at the table.

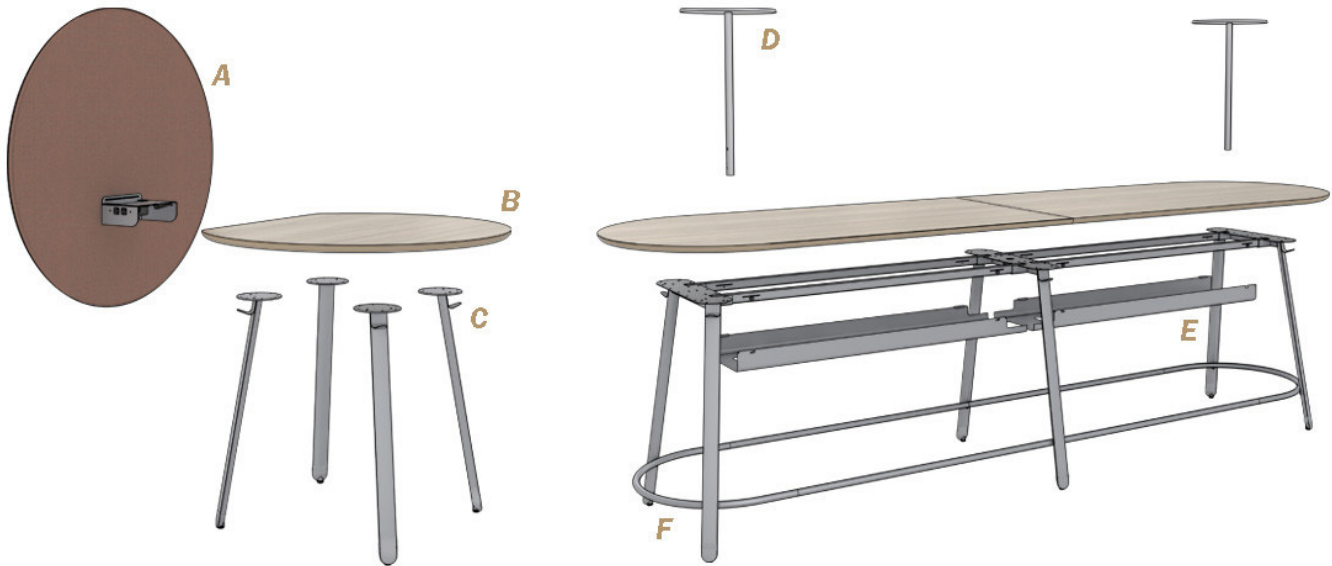


Details

With simple lines and adaptable function, each table serves its purpose quietly and intentionally. The distinctive leg profile features a flat front face that blends well with any architecture, and the rounded back softens spaces. The foot touches the floor gently which helps to give the table a light and friendly character. The unique Haven Edge softens the profile as if the surface is gently swept under.

Features

- Optional accessories offer an inviting atmosphere and biophilic elements
- A Foot Bar is offered on standing height tables allowing a comfortable touch-point
- Angled legs with a flat face and curved back are designed to feel light and architectural
- Various shapes, sizes, and heights to fit any social, collaborative, or media needs
- Create different zones within one room using an array of Haven Social Tables



A

- Table Screens in Round or Rectangle can attach to any Social Table Screens can include an optional Monitor Mount for up to 40" monitors, or add a stand alone Monitor Mount fitting monitors up to 55"

B

- Either 25mm European Birch plywood (if ply edges are chosen) or 1-1/8" industrial NAF particleboard surface material

C

- All 36"H & 42"H Social Tables come with low profile bag hooks directly under the surface on each leg
- Casters available on any 4-leg tables. Table height remains the same whether casters or glides are specified

D

- Neighborhood Light provides 2000 lumens of LED light, USB-C and USB-A charging ports, a continuous dimmable switch, and an auto shutoff timer
- Specify a Floating Planter Tray to display plants or other items above the surface

E

- Optional Cable Tray available on tables 72"W or larger
- Optional clip-on Cable Channel or Cable Tower adds discreet cable management on table leg (not shown)

F

- Optional Foot Bar available on tables 42"H, dependent on depth and width specified
- Foot Bar is powdercoated to match the table base



Oblong, 4-Leg

D: 36, 42, 48

W: 48 - 96

H: 29.5, 36, 42

**Foot Bar optional on 42H*



Oblong, 6-Leg

D: 36, 42, 48, 54, 60

W: 108 - 192

H: 29.5, 36, 42

**Foot Bar optional on 42H*



Oblong, 8-Leg

D: 36, 42, 48, 54, 60

W: 216 - 288

H: 29.5, 36, 42

**Foot Bar optional on 42H*



Rectangle, 4-Leg

D: 36, 42, 48

W: 48 - 96

H: 29.5, 36, 42

**Foot Bar optional on 42H*



Rectangle, 6-Leg

D: 36, 42, 48, 54, 60

W: 108 - 192

H: 29.5, 36, 42

**Foot Bar optional on 42H*



Rectangle, 8-Leg

D: 36, 42, 48, 54, 60

W: 216 - 288

H: 29.5, 36, 42

**Foot Bar optional on 42H*



Peninsula, 4-Leg

D: 36, 42, 48

W: 48 - 96

H: 29.5, 36, 42

**Foot Bar optional on 42H*



Peninsula, 6-Leg

D: 36, 42, 48, 54, 60

W: 108 - 192

H: 29.5, 36, 42

**Foot Bar optional on 42H*



Peninsula, 8-Leg

D: 36, 42, 48, 54, 60

W: 216 - 288

H: 29.5, 36, 42

**Foot Bar optional on 42H*



Round, 4-Leg

D: 36, 42, 48, 54, 60

W: 48 - 96

H: 29.5, 36, 42

**Foot Bar optional on 42H*



Square, 4-Leg

D: 36, 42, 48, 54, 60

W: 48 - 96

H: 29.5, 36, 42

**Foot Bar optional on 42H*




Wall Round, 4-Leg

D: 42, 54

W: 48, 60

H: 29.5, 36, 42



Neighborhood Light

D: 16
H: 28



Floating Planter Tray

D: 14
H: 6



In-Surface Planter

D: 8
H: 6

**Available on Round and Square
Social Tables*



Table Screen, Round

D: 52
H: 52



Table Screen, Rectangle

D: 48
H: 42



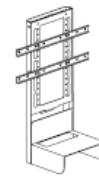
Media Panel, Round

D: 52
H: 52



Media Panel, Rectangle

D: 48
H: 42



Monitor Mount



Cable Channel

H: 29.5, 36, 42



Cable Tower

D: 4, 5, 7
W: 7, 12
H: 29.5, 36, 42