

# Bahn Work Island

The unsung hero of the open floor plan.

Bahn Work Island pulls double (even triple) duty acting as a creativity hub, storage area, and central collaboration station. Plus, it has tons of intelligently designed spaces, perfect for sketching, stacking, filing, or even recycling. Multi-tasking at its finest.

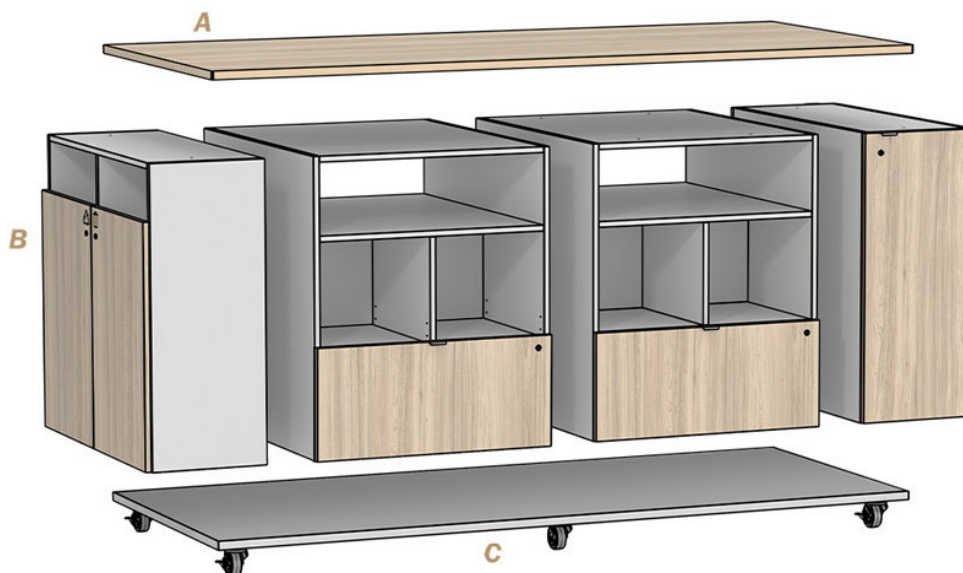


## Details

The Work Island is a give-back to teams that share project materials. With open and closed storage options, the standing height islands become hubs of activity that invite collaboration, especially with a markerboard top surface.

## Features

- Available in 30", 60", and 90" lengths
- Modular specification to fit precise storage needs
- Nine cabinet styles available



**A**

- Solid 1-1/8" work surface sized for precise fit, or with a 12" overhang on either end

**B**

- Dual-sided 30" w storage modules or 15" w end modules in a range of functional storage types

**C**

- Available in fixed or mobile, with a steel riser base or industrial casters

Statement of Line

Bahn Work Island



**Work Island Base Mobile**

D: 40  
W: 30, 60, 90



**Work Island Base Fixed**

D: 40  
W: 30, 60, 90



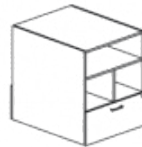
**Work Island Surface**

D: 40  
W: 30 - 114



**Open Bookcase w/  
Passthrough**

D: 40  
W: 30  
H: 36



**Two File, Open w/  
Passthrough**

D: 40  
W: 30  
H: 36



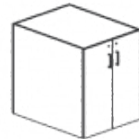
**Four File, Open w/  
Passthrough**

D: 40  
W: 30  
H: 36



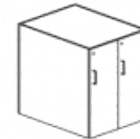
**4 File, 2 Box**

D: 40  
W: 30  
H: 36



**Bookcase, 4 Door**

D: 40  
W: 30  
H: 36



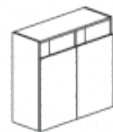
**Locker 4 Door**

D: 40  
W: 30  
H: 36



**Locker, 2 Door**

D: 40  
W: 15  
H: 36



**End Recycle Center**

D: 15  
W: 40  
H: 36



**End Bookcase Open**

D: 15  
W: 40  
H: 36